

Investor Corporation - Capital Gains (Australia)

Transaction period between 01 Jul 2019 and 30 Jun 2020

Stock Valuation Method: First In First Out (FIFO)



Australian Dollar Short Term Capital Gains (less than 12 months)

Asset	Quantity	Cost	Sales Value	Realisation (AUD)
Ox	7,152.599	2,601.21	2,670.54	69.33
Aave [OLD]	26,996.00	1,245.05	1,247.32	2.27
Aeron	6,716.00	1,389.76	1,538.62	148.86
Agrello	21,505.00	1,393.59	1,672.21	278.62
Aion	19,546.00	2,595.76	3,996.32	1,400.55
Ambrosus	50,761.00	1,350.78	1,625.85	275.07
Ampleforth	968.83988481	1,621.71	2,091.91	470.20
ARPA Chain	153,396.00	2,753.35	4,572.96	1,819.61
Basic Attention Token	3,547.00	1,339.67	1,367.45	27.78
Bitcoin	10.187432183	128,261.86	135,483.64	7,221.78
Bitcoin Gold	51.948	1,450.93	1,963.05	512.11
Blockmason Credit Protocol	36,630.00	1,533.16	2,004.19	471.02
Cardano	42,019.00	2,383.81	2,588.76	204.95
Chiliz	262,463.00	4,551.99	5,927.94	1,375.95
Civic	34,014.00	1,424.00	1,617.48	193.48
CyberMiles	66,667.00	1,374.73	1,448.39	73.66
DUSK Network	45,146.00	2,451.87	2,803.16	351.29
ELDORADO TOKEN	184.00	0.00	0.49	0.49
Enjin Coin	28,533.00	3,878.50	4,558.76	680.26
EOS	586.00000027	2,506.91	2,964.59	457.68
Ethereum	5.00	1,238.49	1,685.44	446.95
Etherparty	384,615.00	1,980.29	1,985.97	5.68
Fetch.ai	21,804.00	1,356.28	1,366.88	10.60
Golem	19,920.00	1,526.72	2,138.94	612.22
Hedera	80,791.00	2,958.24	5,522.59	2,564.35
Holo	1,363,636.00	1,980.29	2,096.42	116.13
HyperCash	664.00	1,179.42	1,296.78	117.36




























Investor Corporation - Capital Gains (Australia)

Transaction period between 01 Jul 2019 and 30 Jun 2020

Stock Valuation Method: First In First Out (FIFO)



Australian Dollar Short Term Capital Gains (less than 12 months)

Asset	Quantity	Cost	Sales Value	Realisation (AUD)
 ICON	23,488.00	5,085.33	6,756.28	1,670.96
 iExec RLC	1,796.00	1,167.06	1,292.60	125.54
 IOTA	6,198.11885266	1,905.61	2,227.62	322.01
 LEO Token	2,128.869	2,986.64	3,093.58	106.95
 Lisk	563.00	1,461.76	1,887.43	425.67
 Loom Network (NEW)	48,309.00	1,405.55	2,736.11	1,330.57
 Metaverse ETP	2,882.11499998	1,485.49	1,616.21	130.72
 Monetha	86,207.00	1,353.89	1,392.94	39.05
 NEO	328.89099999	4,591.73	5,282.63	690.89
 OMG Network	1,616.2656585	2,122.45	2,324.47	202.02
 Ontology	3,323.00	2,857.41	3,026.41	169.00
 OST	84,034.00	1,363.00	1,457.75	94.75
 PIVX	3,024.00	1,198.98	1,931.12	732.14
 Polymath	43,290.00	1,439.52	1,927.54	488.02
 Qtum	668.32	1,713.24	1,784.16	70.92
 Quantstamp	77,519.00	1,353.53	1,770.79	417.26
 Ravencoin	64,516.00	2,460.02	2,787.14	327.12
 REN	2,078.00	142.53	163.20	20.66
 Santiment Network Token	3,004.99199997	4,324.70	4,644.84	320.14
 SingularityNET	42,735.00	1,531.64	1,729.19	197.56
 Status	57,803.00	1,533.17	1,863.46	330.29
 Storj	7,386.00	1,412.33	2,695.82	1,283.49
 Streamr XDATA	58,824.00	1,356.23	1,534.60	178.37
 Tether	995.006	1,509.74	1,514.35	4.61
 Tezos	1,792.638	6,012.15	7,743.34	1,731.19
 Theta Network	7,782.00	1,130.89	1,152.75	21.86
 TRON	53,529.00	1,140.53	1,247.51	106.98






Investor Corporation - Capital Gains (Australia)

Transaction period between 01 Jul 2019 and 30 Jun 2020


Stock Valuation Method: First In First Out (FIFO)




Australian Dollar Short Term Capital Gains (less than 12 months)

Asset	Quantity	Cost	Sales Value	Realisation (AUD)
 VeChain	188,679.00	1,355.32	2,016.47	661.15
 Vite	69,444.00	1,353.70	2,762.04	1,408.34
 Wanchain	4,388.00	1,208.69	1,886.52	677.84
 XRP	5,212.00	1,676.88	1,687.40	10.52
 Zcash	0.00000001	0.00	0.00	0.00
Total Short Term Capital Gains (less than 12 months)		239,968.07	274,172.91	34,204.84








Australian Dollar Release Currency Adjustments - Short Term Gains

Asset	Quantity	Cost	Sales Value	Realisation (AUD)
 Bitcoin	11.215423793	152,088.27	155,695.33	3,607.06
Total Release Currency Adjustments - Short Term Gains		152,088.27	155,695.33	3,607.06

Australian Dollar Release Currency Adjustments - Long Term Gains

Asset	Quantity	Cost	Sales Value	Realisation (AUD)
 Bitcoin	0.00000001	0.00	0.00	0.00
Total Release Currency Adjustments - Long Term Gains		0.00	0.00	0.00

Australian Dollar Capital Losses

Asset	Quantity	Cost	Sales Value	Realisation (AUD)
 0x	21,112.95384	9,292.20	8,378.03	-914.17
 Aave [OLD]	30,379.00	1,597.08	1,232.22	-364.87
 aelf	13,908.00	2,810.58	1,702.76	-1,107.82
 Aion	6,158.00	1,540.75	1,465.95	-74.80
 Ambrosus	41,494.00	1,566.17	1,200.26	-365.92
 Ampleforth	1,714.92259537	3,131.16	2,759.11	-372.05
 Ark	4,075.00	1,481.11	1,152.13	-328.98
 Basic Attention Token	4,124.00	1,279.03	1,224.19	-54.84
 Bitcoin	4.934841817	69,474.20	64,997.86	-4,476.33




























Investor Corporation - Capital Gains (Australia)

Transaction period between 01 Jul 2019 and 30 Jun 2020

Stock Valuation Method: First In First Out (FIFO)



Australian Dollar Capital Losses

Asset	Quantity	Cost	Sales Value	Realisation (AUD)
 Bitcoin Cash	2.00	1,060.86	956.82	-104.04
 Bitcoin Cash ABC	3.00	1,136.43	1,085.46	-50.98
 Bitcoin Diamond	1,240.00	1,446.68	1,420.64	-26.04
 Bitcoin Gold	358.02161999	5,945.79	5,208.94	-736.86
 Bitcoin SV	3.996	816.37	681.66	-134.71
 BitTorrent	5,670.636	5.37	5.34	-0.03
 Blox	114,943.00	1,558.66	1,397.50	-161.16
 Cardano	61,006.00	4,157.44	3,935.62	-221.83
 Chainlink	898.00	4,045.34	3,690.39	-354.95
 Civic	29,940.00	1,529.88	1,387.61	-142.27
 Contentos	324,866.00	6,101.82	5,277.61	-824.21
 Cosmos	208.791	1,519.45	1,134.04	-385.42
 Dash	45.96899999	6,080.37	4,875.25	-1,205.11
 Decentraland	40,893.00	2,849.54	2,372.48	-477.06
 Decred	46.00	1,490.01	1,291.95	-198.07
 DigixDAO	41.00	3,076.63	2,480.83	-595.80
 Dock	136,889.00	2,302.79	1,890.46	-412.33
 Dogecoin	500,000.00	2,046.30	1,801.23	-245.07
 DUSK Network	22,173.00	1,504.21	1,134.75	-369.46
 ELDORADO TOKEN	400,000.00	1,409.54	1,056.91	-352.62
 EOS	2,340.41245563	15,546.29	12,765.65	-2,780.64
 Ethereum	10.996	4,401.14	3,420.29	-980.85
 Ethereum Classic	1,161.61999995	10,940.78	9,329.76	-1,611.01
 Etherparty	206,208.00	1,546.35	1,408.83	-137.53
 Fantom	63,291.00	1,497.79	1,351.28	-146.51
 Fetch.ai	14,583.00	861.01	771.72	-89.29
 FTX Token	335.00	1,460.84	1,156.60	-304.24

Investor Corporation - Capital Gains (Australia)

Transaction period between 01 Jul 2019 and 30 Jun 2020

Stock Valuation Method: First In First Out (FIFO)



Australian Dollar Capital Losses

Asset	Quantity	Cost	Sales Value	Realisation (AUD)
FUNToken	333,333.00	1,915.32	1,721.17	-194.15
Harmony	84,746.00	641.19	619.11	-22.09
Horizen	84.00	1,515.73	1,294.00	-221.73
IOST	263,158.00	3,106.28	2,052.11	-1,054.17
IOTA	23,145.44259834	10,359.57	8,360.75	-1,998.82
Kyber Network Crystal	3,520.00	1,271.58	1,264.12	-7.46
LEO Token	899.09999999	1,462.01	1,401.02	-60.99
Litecoin	117.44419311	12,011.93	9,843.59	-2,168.34
Loopring	20,492.00	1,509.97	1,089.59	-420.37
Metaverse ETP	9,540.44999999	5,262.36	3,796.47	-1,465.89
Mithril	88,496.00	1,659.26	1,064.58	-594.67
Moeda Loyalty Points	1,091.00	1,213.18	1,155.15	-58.03
Monero	46.53341997	4,422.74	3,799.02	-623.72
Neblio	1,140.00	1,465.66	1,010.44	-455.21
NEO	963.96690312	15,562.65	13,655.04	-1,907.62
OMG Network	8,690.83463916	13,634.32	11,621.88	-2,012.44
Ontology	972.00	1,530.98	1,076.16	-454.83
Origin Protocol	3,022.00	1,526.58	1,492.39	-34.20
OST	36,555.00	770.50	599.75	-170.75
PERL.eco	4,988.00	239.77	228.87	-10.89
Polygon	226,475.00	5,659.04	4,893.37	-765.67
Polymath	93,509.00	2,568.08	2,447.86	-120.22
Power Ledger	8,985.00	1,479.00	1,138.60	-340.39
Pundi X [OLD]	30,238.00	34.78	13.48	-21.30
Qtum	381.00	1,481.06	1,172.98	-308.08
Raiden Network Token	5,737.00	1,485.84	1,013.10	-472.74
Ravencoin	76,443.00	3,594.21	3,212.01	-382.21

Investor Corporation - Capital Gains (Australia)

Transaction period between 01 Jul 2019 and 30 Jun 2020

Stock Valuation Method: First In First Out (FIFO)



Australian Dollar Capital Losses

Asset	Quantity	Cost	Sales Value	Realisation (AUD)
REN	52,463.00	4,311.70	3,760.21	-551.49
Request	66,225.00	1,543.27	1,508.65	-34.62
SelfKey	250,000.00	643.40	600.41	-42.99
SingularDTV	98,039.00	1,523.82	1,153.37	-370.45
SONM	135,669.00	2,895.52	2,232.78	-662.74
Stellar	69,322.32899998	8,442.44	7,139.91	-1,302.53
Syscoin	22,989.00	1,428.73	993.97	-434.76
Tether	47,353.57179	77,888.64	77,881.98	-6.67
Tezos	482.51700001	2,278.90	1,715.01	-563.89
Theta Network	7,057.00	1,485.26	1,244.73	-240.53
TokenClub	93,458.00	1,899.84	1,179.55	-720.28
TRON	513,768.24099929	15,830.41	14,230.65	-1,599.76
Troy	149,254.00	1,562.62	1,085.09	-477.53
VeChain	126,582.00	1,523.53	1,059.17	-464.37
Voyager Token	26,042.00	1,190.16	1,036.79	-153.37
Wanchain	3,316.00	1,500.57	1,138.29	-362.28
XRP	38,239.29656621	18,024.44	15,355.93	-2,668.51
Zcash	121.89399999	8,751.03	7,366.92	-1,384.11
Zilliqa	144,928.00	1,353.24	1,287.84	-65.40
Total Capital Losses		429,971.10	380,409.97	-49,561.13

Australian Dollar Release Currency Adjustments - Losses

Asset	Quantity	Cost	Sales Value	Realisation (AUD)
Bitcoin	5.156074276	71,643.31	70,186.87	-1,456.45
Total Release Currency Adjustments - Losses		71,643.31	70,186.87	-1,456.45

Investor Corporation - Capital Gains (Australia)

Transaction period between 01 Jul 2019 and 30 Jun 2020

Stock Valuation Method: First In First Out (FIFO)



Australian Dollar Fees

Asset	Quantity	Cost	Sales Value	Realisation (AUD)
0x	12.962			-5.49
Ampleforth	2.41999998			-5.27
Binance Coin	20.25687118			-584.14
Bitcoin	0.0014			-15.26
Bitcoin Gold	0.35838001			-5.95
Bitcoin SV	0.004			-0.82
BitTorrent	11.364			-0.01
Cardano	2.0000414971			-0.60
Cosmos	0.209			-1.52
Dash	0.03100001			-3.69
EOS	1.98940551			-11.99
Ethereum	0.004			-1.47
Ethereum Classic	0.94600005			-8.05
IOTA	20.91448361			-8.26
LEO Token	3.03100001			-4.45
Litecoin	0.12580689			-12.87
Metaverse ETP	12.43500003			-6.75
Monero	0.04658003			-4.43
NEO	1.12478783			-17.59
OMG Network	10.39970234			-15.86
Stellar	43.94900001			-4.88
Tether	5.004			-7.60
Tezos	1.84499998			-6.79
TRON	148.8630007			-4.94
United States Dollar	320.29643993			-508.10
XRP	37.70443379			-16.24
Zcash	0.106			-7.47

Investor Corporation - Capital Gains (Australia)

Transaction period between 01 Jul 2019 and 30 Jun 2020

Stock Valuation Method: First In First Out (FIFO)



Australian Dollar Fees

Asset	Quantity	Cost	Sales Value	Realisation (AUD)
	Total Fees			-1,270.51

Investor Corporation - Capital Gains (Australia)

Transaction period between 01 Jul 2019 and 30 Jun 2020

Stock Valuation Method: First In First Out (FIFO)



Australian Dollar Capital Gains Summary

Any capital losses are first subtracted from short term capital gains then long term capital gains. The capital gains summary below will be grouped by realisation currencies as configured on each of your trading accounts

Capital Loss Calculation:

Losses:	-49,561
Fees:	-1,271
Release Currency Adjustments:	-1,456
Total Losses:	-52,288

Capital Gains Calculation:

Short Term Capital Gains:	34,205	
Short Term Release Currency Adjustments:	3,607	
<i>less</i> losses allocated to short term gains:	-37,812	0
Long Term Capital Gains:	0	
Long Term Release Currency Adjustments:	0	
<i>less</i> losses allocated to long term gains:	0	0

Capital Loss**-14,476 AUD**

Investor Corporation - Capital Gains (Australia)

Transaction period between 01 Jul 2019 and 30 Jun 2020

Stock Valuation Method: First In First Out (FIFO)



United States Dollar Unfound Balances

Date	Type	Asset	Quantity	Transaction Price	Value (USD)
18/Sep/2019 10:51:56 PM	Trade	BitTorrent	282.06885089	0.00064238	0.18
UNABLE TO FULLY REALISE Sell of -5,952.70485089 BitTorrent needed quantity 282.06885089. No balance available for BitTorrent before date 18/Sep/2019 10:51:56 PM					

Number of unfound balances: 1

Total Value: 0 USD

Trading Accounts Included In This Report: Binance Investors Corp, Binance Investors Corp Bot, Bitfinex Investors Corp, Kraken Investors Corp

Disclaimer

The information included in this report is provided "as is" without any implied warranty. All information and calculations should be reviewed by a tax professional for completeness and accuracy. This information is for general purposes only. It is not intended to be used as a substitute for tax preparation by professional tax agent. You should seek advice from a tax professional before using the information contained in this report for any purposes other than general information. This report is subject to change without notice.